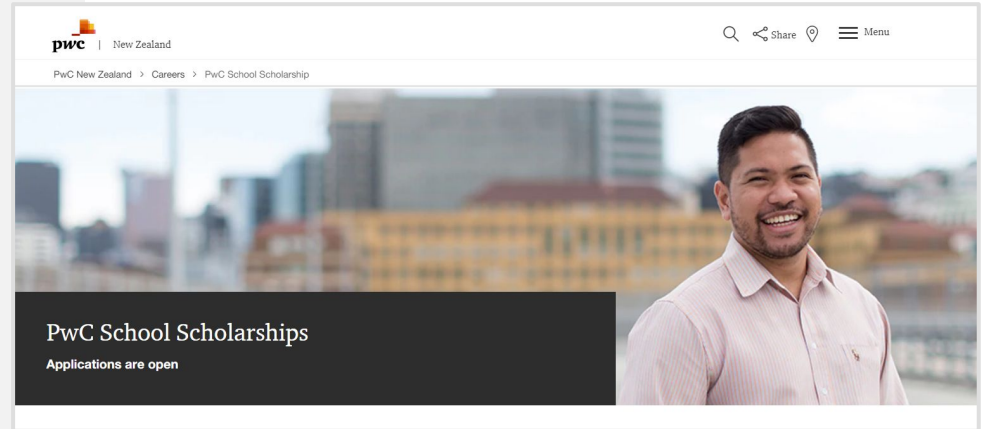


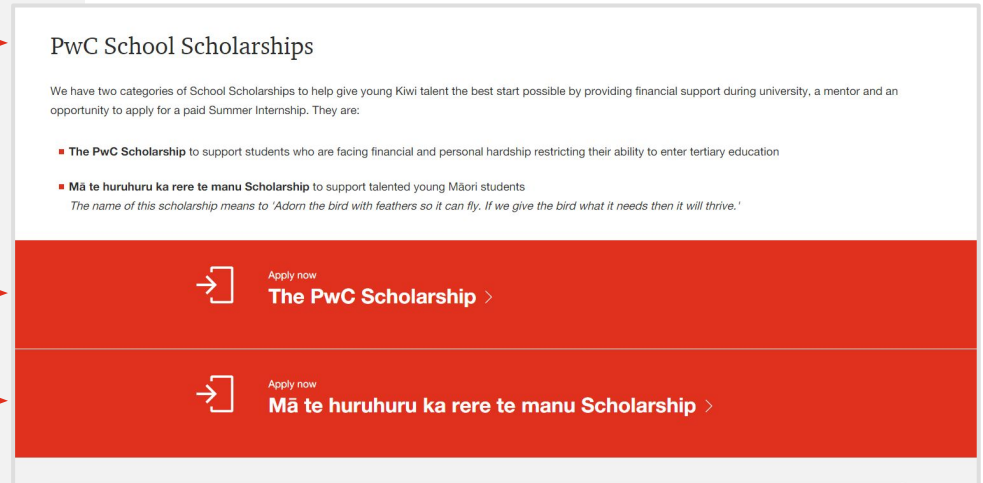
# How to apply for a PwC School Scholarship



Visit our website scholarship website at [www.pwc.co.nz/scholarship](http://www.pwc.co.nz/scholarship). By following this link you will arrive at our Scholarships website which will look like the photo to the right. To apply for our scholarship programme, scroll until you get to this image.



To apply for 'The PwC Scholarship' click on this option on our website.



To apply for the 'Mā te huruhuru ka rere te manu Scholarship' click on this option on our website.

1

Apply through  
workday



Your full LinkedIn profile will be shared. [Learn More](#)

**Apply** **← Previous**

**Line of Service**

**Industry/Sector**

**Specialism**

**Management Level**  
Intern/Trainee

**Job Description & Summary**

**Via ons**

Are you in your final year of High School? If yes, this could be for you!

Our Mā te hūhuru ka rere te manu Scholarship is designed to give young Māori talent the best start possible by providing financial support during university, a mentor and an opportunity to apply for a paid Summer Internship.

Mā te hūhuru ka rere te manu Scholarship to support talented young Māori students. The name of this scholarship means to 'Adorn the bird with feathers so it can fly. If we give the bird what it needs then it will thrive.'

Find out more at about the scholarship and eligibility [here](#).

To be eligible for this Scholarship:

- You must be legally entitled to live and work in New Zealand
- You will need your CV and school academic transcripts to complete your application

Please note - If you want to be considered for both PwC Scholarships please mention this in the final question of the application form. Do not complete two applications.

If you have any additional question please do not hesitate to contact our Scholarship team in [pwc scholarship@nz.pwc.co](mailto:pwc scholarship@nz.pwc.co).

**Education** (If blank, degree and/or field of study not specified)  
Degrees/Field of Study required:

Degrees/Field of Study preferred:

**Certifications** (If blank, certifications not specified)

**Desired Languages** (If blank, desired languages not specified)

**Travel Requirements**  
Not Specified

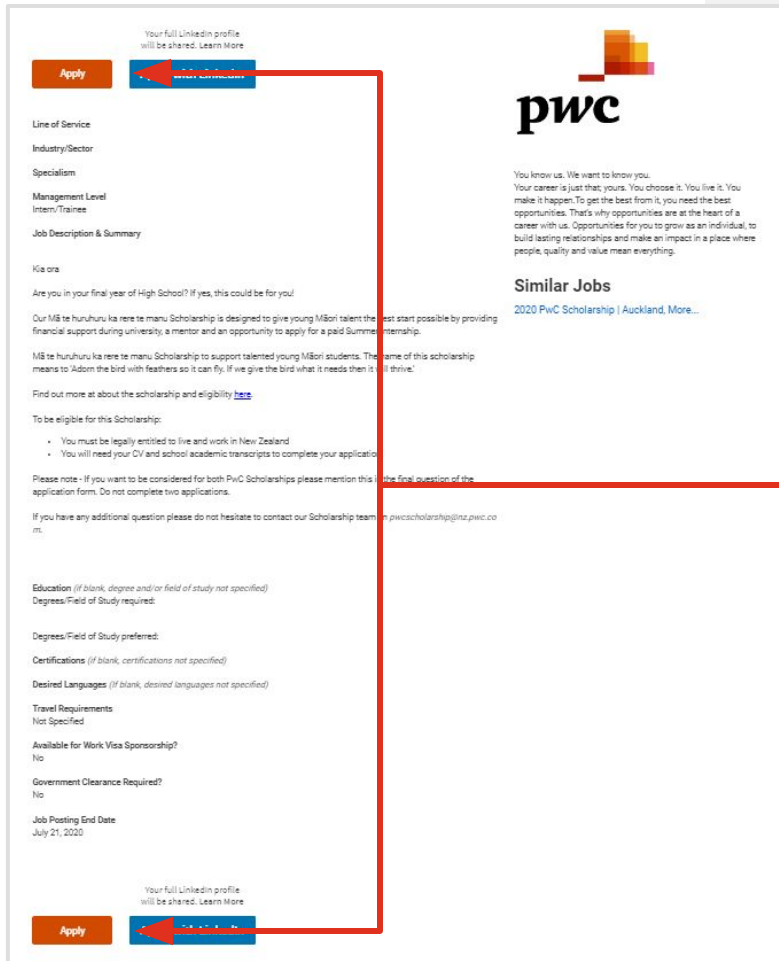
**Available for Work Visa Sponsorship?**  
No

**Government Clearance Required?**  
No

**Job Posting End Date**  
July 21, 2020

Your full LinkedIn profile will be shared. [Learn More](#)

**Apply** **← Previous**



You know us. We want to know you.  
Your career is just that, yours. You choose it. You live it. You make it happen. To get the best from it, you need the best opportunities. That's why opportunities are at the heart of a career with us. Opportunities for you to grow as an individual, to build lasting relationships and make an impact in a place where people, quality and value mean everything.


### Similar Jobs

[2020 PwC Scholarship | Auckland, More...](#)

Applications are made through a system named Workday. Click on the 'apply' button which can be found at the top or bottom of the page in an orange box.

2

Create a  
Workday account



Cookies are small text files that are placed on your computer by the websites that you visit. They are widely used in order to make websites work, or work more efficiently, as well as to provide information to the owners of the site. The use of cookies is now standard for most websites. If you are uncomfortable with the use of cookies, you can manage and control them through your browser, including removing cookies by deleting them from your 'browser history' (cache) when you leave the site.  
[Cookie Policy](#)



English | Sign In

[Careers Homepage](#)

Sign In

Email Address

Password

Sign In

Create Account

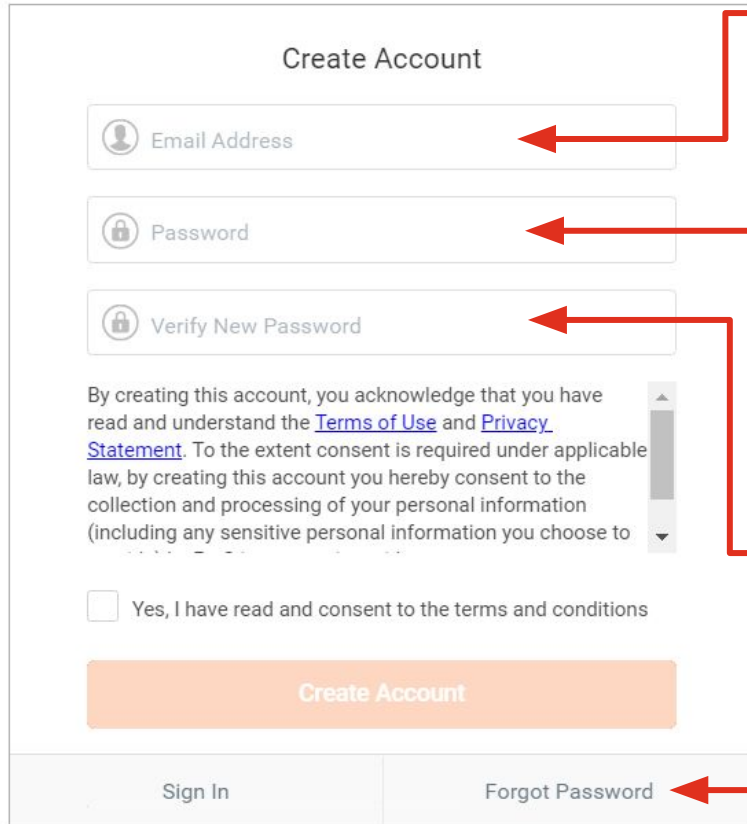
If you have not applied for a role or Scholarship with PwC before then you will need to create an account. Click on create account.

[Privacy Statement](#)



© 2020 Workday, Inc. All rights reserved.

When you click on create account the below will appear



The screenshot shows a 'Create Account' form with the following elements:

- Email Address:** A text input field with a person icon on the left. A red arrow points to this field from the right.
- Password:** A text input field with a lock icon on the left. A red arrow points to this field from the right.
- Verify New Password:** A text input field with a lock icon on the left. A red arrow points to this field from the right.
- Terms and Conditions:** A paragraph of text with a scroll bar on the right. Below it is a checkbox labeled 'Yes, I have read and consent to the terms and conditions'.
- Create Account:** An orange button with white text.
- Sign In:** A light blue button with dark blue text.
- Forgot Password:** A light blue button with dark blue text. A red arrow points to this button from the right.


Enter in your email address - we would suggest using your personal email rather than your school email.

Enter in a password which includes the following:

- a minimum of 8 characters
- an uppercase character
- an alphabetic character
- a numeric character
- a special character
- a lowercase character.

Re-enter the same information you typed in the password box above.

Don't panic if you forget your password you can reset it by clicking forgot password and following the instructions.



### Create Account

By creating this account, you acknowledge that you have read and understand the [Terms of Use](#) and [Privacy Statement](#). To the extent consent is required under applicable law, by creating this account you hereby consent to the collection and processing of your personal information (including any sensitive personal information you choose to

Yes, I have read and consent to the terms and conditions

Please read or ask an adult to help you read the terms of use and privacy statement.

If you consent to the terms and conditions then click on the checkbox which will appear like this with a blue arrow.



# 3

Application  
- personal information





Please note the scholarship you are applying for can be found at the top every page.

A progress bar to let you know where you are in our application process.

Quick Apply My Information My Experience Application Questions 1 of 2 Application Questions 2 of 2 Voluntary Disclosures Review

To simplify your job application, consider uploading your Resume/CV. Information from your CV/Resume will be populated automatically into our online form. You can still edit all information that is auto populated and should review it for accuracy.

It's important to note, that in a few stages time, you will be able to upload supporting documentation that may be needed for the job you've applied to. For example - cover letters, professional qualification transcripts, education or graduation documentation. We recommend having these documents easily available before starting your application.

**Upload either DOC, DOCX, HTML, PDF, or TXT file types (5MB max)**

Drop file here  
or  
Select files

Next

The screenshot shows the application form with the same progress bar at the top. Below the progress bar, there is a text block explaining the CV upload feature. Below that is a section titled 'Upload either DOC, DOCX, HTML, PDF, or TXT file types (5MB max)' which contains a file upload area with a 'Drop file here' box, an 'or' button, and a 'Select files' button. A red arrow points from the 'Select files' button to the right. At the bottom left, there is a 'Next' button with a red arrow pointing to it from the right.

To simplify your job application, consider uploading your CV. Information from your CV will populate automatically into our online form.

You can still edit all information that is auto populated and should review it for accuracy.

It's important to note, that in a few stages time, you will be able to upload supporting documentation that may be needed for the scholarship you've applied for e.g. cover letters, education documentation (transcripts).

We recommend having these documents easily available before starting your application.

Click next to continue.

Country / Territory \*

New Zealand

## Legal Name

Given Name(s) \*

Family Name \*

I have a preferred name

All questions with this asterix symbol means this question requires an answer.

Enter in your first name.

Enter in your family name.

If you have a preferred name click on this box and enter in your preferred name.

## Address

Address Line 1



Enter in your home address.

City



Enter the city you live in.

Postal Code



Enter your postcode - if you are not sure what your postcode is you can visit this website [here](#), type in your address and it will tell you your postcode.

# Email Address

example@gmail.com



Your email address will be pre populated as you have created an account with us.

## Phone

Country / Territory Phone Code \*

Phone Number \*

Phone Extension



Please enter a contact number  
- if possible we recommend  
entering a personal cell phone  
or home phone number.

How Did You Hear About Us? \*

Have you ever worked for PwC, one of our current brands, or any of our predecessor firms? \*

Yes

No

Back

Next

You will need to use an option of how you heard about our scholarship programme. There will be a list of options, please choose the option that is most suitable.

It is likely you would not have worked for PwC, one of our current brands, or any of our predecessor firms so please click no. If you are unsure please email us [pwcscholarship@nz.pwc.com](mailto:pwcscholarship@nz.pwc.com).

Once you have completed this section click next.

4

Application -  
your experience  
and skills





## Work Experience

Add

## Education

Add

## Skills

Type to add Skills



## Languages

Add

Here you have the opportunity to add in your work experience, education, skills and Languages. Click on add to enter in any of the above.

In the skills section you will need to type your skills out e.g. leadership, team work etc.

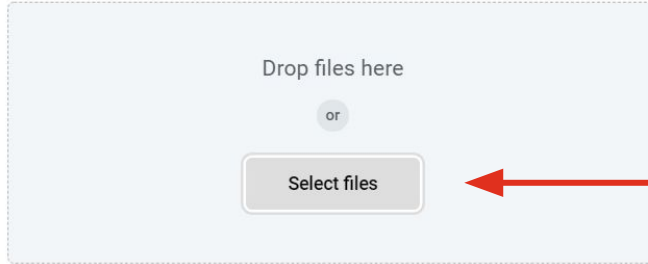
## Resume/CV

Upload a file (5MB max) \*

Drop files here

or

Select files



Please upload your CV here by clicking on select files, or dragging and drop your file(s) into this box.

## Websites

Add any relevant websites. Format should be: http://

Add



Websites or social networks - these are optional and not required.

## Social Network URLs

LinkedIn (optional)

Back

Next

Once you have completed this section click next.

5

Application -  
standard questions



The next section of questions are our standard questions in which we ask all our applicants - the second section of questions are of more relevance.

Are you legally authorised to work in the country / territory in which this position is located? \*

select one ▼



As you are required to be a New Zealand citizen or Permanent Resident to apply for our scholarship programme you will be legally authorised to work in New Zealand so please select yes.

Do you now, or will you in the future, need PwC to sponsor your visa or work authorisation to be eligible to work in the country / territory in which this position is located? \*

select one ▼



As you are required to be a New Zealand citizen or Permanent Resident you will not require sponsorship please select no.

Have you ever applied, interviewed, received an offer, or been employed with PwC or its predecessor firms? If yes, please provide firm name, estimated date, location, position, and name at time of application. \*



If you have not applied, interviewed, received an offer, or been employed with PwC or predecessor firms, please enter NA in this box.

Are you currently working, or have you worked, as third party labor or an independent contractor to PwC? \*

select one ▼



If you are not currently working, or have worked, as a third party labour or an independent contractor to PwC please select no.

Within the last 24 months, have you worked with a PwC engagement team as a client? If yes, please identify the client and your role in relation to the engagement. \*

Are you related to a PwC partner, principal, or employee? If yes, please provide his/her name and your relationship to the individual. \*

I agree to have my personal data processed by PwC for the purpose of recruitment for other positions than the one I have initially applied for. In the case you do not provide consent, your data will be removed from the PwC system in accordance with local legal, audit, and tax requirements of the member firm to which you have applied, after closing the recruitment process for the position you registered and, as a result, will not be taken into account for any future recruitment processes. \*

I consent to receive communication, including electronic communication, from entities within the PwC network about job related events organized by or in participation of PwC, which are beyond the scope of this job application. \*

Back

Next

It is likely that you have not worked with a PwC engagement team as a client if this is the case please type NA. If yes then please follow the instructions provided.

If you are related to someone at PwC please provide their name and their relationship to you. If you are not related to anyone then please type NA in the box provided.

If you would like to be considered for future roles please select yes, if not then please select no.

If you would like to receive information about PwC please select yes, if not please select no.

Once you have completed this section click next.

PwC is committed to ensuring the accessibility of our recruitment processes to candidates with disabilities. Do you anticipate you will require adjustments to our recruitment process (this could include online testing, telephone interview, face to face interview and written assessment) OR in the workplace to enable you to perform the role you've applied for? \*

If you require an adjustment(s) please select yes, if not then please select no.

It's important you can safely carry out the requirements of the position you're applying for. \* The information provided will be kept confidential, however you must provide an answer. Are you aware of any medical or health related conditions that may impact your ability to carry out the requirements of the position? This includes any past or present physical disabilities or mental illness.

Please answer this question to the best of your ability - if you have any medical or health related conditions please select yes, if not please select no.

Are you a New Zealand or Australian Citizen, or Permanent Resident? \*

As you are required to be a New Zealand citizen or Permanent Resident to apply for our scholarship programme you will be legally authorised to work in New Zealand so please select yes.

If you know anyone who is a current employee of PwC please provide their name(s). (Please omit employees you are related to if provided in a previous answer.)

If you know any current employee(s) of PwC please provide their name. If you do not know anyone then please type NA in the box provided.


6

Application -  
scholarship questions





Why have you chosen to apply for the PwC Scholarship? (Please provide details). \*



Please answer this question, no more than 250 words.

What Tertiary Institution do you intend to attend \*



We appreciate you do not know which university you will attend but please choose the university you are most likely to attend.

What degree do you intend to study? \*



Please include the subject(s) you intend on studying. It is ok if these plans change once you begin university.



Please attach a copy of your NCEA, Cambridge or International Baccalaureate transcript (official or unofficial). \*

Drop files here

or

Select files

Which secondary school are you currently in your final year of? \*

Are you an affiliated member of an Iwi? \*

select one ▼

Are you an affiliated member of an Iwi? \*

Yes ▼

Which Iwi are you affiliated to? \*

You will need to attach a copy of your unofficial or official transcript. If you are not able to do so please contact [pwcscholarship@nz.pwc.com](mailto:pwcscholarship@nz.pwc.com).

Alternatively please speak to your school about helping you to provide this information.

Please enter the current secondary school you are attending.

If you are an affiliated member or an iwi then please answer yes to this question, if not please select no or prefer not to say.

If you have answered yes to being an affiliated member of iwi, then you will be prompted to name the iwi you are affiliated too. Please note you can enter in multiple iwi.



Our purpose is 'to build trust in society and solve important problems'. Please provide an example where you creatively addressed a complex problem. Explain the situation, your thought process, your approach and the outcome. \*

We have a strong values driven culture here at PwC. Please provide an example of how you could bring our values to life. \*

Tell us about your greatest challenge to date. How did you work through it, and what was the outcome? \*

Tell us about your aspirations. What motivates you? What are your career goals? \*

Please answer the following questions, no more than 250 words per question.



Please list any of your leadership roles and/or achievements eg. Prefect, Youth Leader, School Awards, Sports Awards. \*

This year, all PwC scholarship interviews will be conducted virtually. Do you have access to a laptop or device and a WiFi connection? If not, don't worry! We'll work with you to find a solution. \*

If you have personal and/or financial hardship, please take this opportunity to provide details. (If not relevant, please enter N/A) \*

Please provide any additional information you feel the PwC recruitment team should be aware of eg. Other scholarships you would like to be considered for.

← Our PwC scholarships are intended for those facing personal and/or financial hardship. Please use this to explain your current situation.

← Please provide any further information you would like the recruitment team to be aware of e.g any other scholarships you have won.

# 7

Application - optional  
questions



## The following questions are optional to answer

### Personal Information

We're passionate about making PwC a diverse and inclusive place to work. That's why it's important for us to ask a little about your background when applying for a position. This information is not visible to our recruiters and does not form part of the recruitment procedure. We use this information to track how we're performing against our goals, not to inform our recruitment decisions. If you're successful through the application process and become an employee of PwC, this information will become visible on your confidential employee record. If you're uncomfortable supplying this information, we recommend you don't provide answers to the below questions.

Date of Birth

MM / DD / YYYY 

Country / Territory of Birth

select one ▼

City of Birth

Gender

select one ▼

Citizenship Status

Primary Nationality

select one ▼

Additional Nationalities

Disability

The following questions are optional to answer

## Terms and Conditions

By submitting this application, you acknowledge that you have read and understand the [Terms of Use](#) and [Privacy Statement](#). To the extent consent is required under applicable law, by submitting this application you hereby consent to the collection and processing of your personal information (including any sensitive personal information you choose to provide) by PwC in connection with your application as described in the [Privacy Statement](#).

Yes, I have read and consent to the terms and conditions \*

Back

Next

Please read or get an adult to help you read the following, if you consent please click that you consent and then click next.

8

Final review



## My Information

Legal Name

Test Test

Address

New Zealand

Email

Your personal email address will appear here

Phone

Your personal cell phone number or home number will appear here

How Did You Hear About Us?

How you heard about the PwC Scholarship programme will appear here

Have you ever worked for PwC, one of our current brands, or any of our predecessor firms?

No

## Resume/CV



Back

Submit

Final review of the information you have provided, should you need to edit any information then click on the back to be able to do this.

If you are happy with all the information you have provided then click on the submit button.



Congratulations! You have successfully submitted your scholarship application. You will receive a notification email from the scholarship team within 12 hours of your application. If you have not received an email within 24 hours of your application, please email us at [pwcscholarship@nz.pwc.com](mailto:pwcscholarship@nz.pwc.com).

**Key Dates of the application process can be found below:**

				
<b>Applications open</b>	<b>Applications close</b>	<b>Shortlisting</b>	<b>Interviews</b>	<b>Winners announced</b>
20 July 2020	7 August 2020	19 August 2020	7-18 September 2020	21-25 September 2020

If you have any questions,  
contact us at  
[pwcscholarship@nz.pwc.com](mailto:pwcscholarship@nz.pwc.com)



© 2020 PwC New Zealand. All rights reserved. PwC refers to the New Zealand member firm, and may sometimes refer to the PwC network. Each member firm is a separate legal entity. Please see [www.pwc.com/structure](http://www.pwc.com/structure) for further details.